



The 2022 Financial Report of the Archdiocese of Toronto



ARCHDIOCESE IN ACTION

The Gospel is mobile. Ships, farms, universities, and prisons are some of the places to which we bring the Word of God. We are grateful to Catholics across the Archdiocese who have shared their time, diverse talents and resources to build a vibrant faith community. Below you will find details on how these gifts were put into action by the Archdiocese along with notes to elaborate on the statements. Please contact the Accounting & Finance Office at 416-934-0606 if you would like to review the combined financial statements as audited by PricewaterhouseCoopers LLP.

We thank all of our parishioners for helping us make the presence of Christ known throughout our community and across the world.

DIOCESAN BALANCE SHEET AS AT DECEMBER 31, 2022 AND 2021

	Assets*		Liabilities and Reserves*	
	2022	2021	2022	2021
Cash:				
On hand	\$ 21,042,140	10,483,605		
Short-term deposits	9,494,660	22,099,570		
Collateral for parish bank loans	10,907,235	17,083,969		
	<u>41,444,035</u>	<u>49,667,144</u>		
Investments	34,647,097	38,224,744		
Loans, receivables, prepayments	264,296,501	257,694,830		
Properties	61,835,326	55,154,599		
Less: Amount expensed to general reserve	<u>(61,835,325)</u>	<u>(55,154,598)</u>		
	1	1		
Special diocesan collections pending disbursement	2,392,266	1,547,036		
Total assets	<u>\$ 342,779,900</u>	<u>347,133,755</u>		
Loans & payables			\$ 270,413,030	264,636,747
Deferred revenue			2,021,181	1,862,091
Total liabilities			<u>272,434,211</u>	<u>266,498,838</u>
Reserves:				
Parish bank loan guarantee			10,907,235	17,083,969
Discretionary funds and other			10,226,751	10,300,296
General reserves			46,819,437	51,703,616
Total reserves			<u>67,953,423</u>	<u>79,087,881</u>
Special diocesan collections pending disbursement			2,392,266	1,547,036
Total liabilities & reserves			<u>\$ 342,779,900</u>	<u>347,133,755</u>

* Amounts do not include assets, liabilities and reserves of parishes or other affiliated organizations within the Archdiocese of Toronto.

Assets

Cash: \$10.9 million of the \$41.4 million is collateral held by the bank for loans extended to parishes for construction and restoration work. Therefore, these funds are restricted from being used for other purposes.

Investments: : \$34.6 million represents stocks and bonds reported at fair value. The income earned on investments is used to finance several of our ministries.

Loans, receivables, prepayments: Property loans to parishes account for \$226.8 million of the \$264.3 million reported, with the remainder being trade receivables, prepayments and accrued income.

Properties: \$61.8 million includes diocesan properties as well as land held for future parish sites.

Special Diocesan Collections: This \$2.4 million represents the remnant of special collections awaiting distribution at year-end. These are designated funds and are restricted from being used for any other purpose.

Liabilities

Loans & payables: The \$270.4 million has a few components. Namely, \$110.7 million of it represents building funds that parishes have deposited with the Archdiocese for future capital requirements, \$67.8 million are loans for capital projects, \$70.7 million represents trade payables, and \$21.2 million are designated diocesan funds.

Deferred revenue: The \$2.0 million represents pledges for the Family of Faith Capital Campaign.


Special diocesan collections: : \$2.4 million in liabilities represent the remaining balance of special collections awaiting distribution as described above.

Reserves

Parish bank loan guarantee: \$10.9 million represents collateral for bank loans to finance parishes' capital expenditures.

Discretionary funds and other: \$10.2 million constitutes funds set aside to meet special needs of the diocese e.g., purchase of future church sites.

General Reserve: The \$46.8 million is the accumulation of the diocese's net revenues and net losses over the years. The general reserve enables us to continue supporting the hundreds of parishes serving our 2 million Catholics through periods of financial hardship.



**DIOCESAN REVENUE, EXPENDITURES, AND GENERAL RESERVE
FOR THE YEARS ENDED DECEMBER 31, 2022 AND 2021**

	2022	2021
Revenue		
Parish assessment	\$ 11,643,441	\$ 9,922,717
Contributions, grants, other income	17,869,778	16,150,023
Investment income, interest, rents	1,967,904	2,339,936
Family of Faith Campaign	1,308,078	1,914,748
Donations and bequests	338,134	631,195
Canada Emergency Wage Subsidy	-	1,773,022
Gain on sale of properties	14,315	6,855,099
Total Revenue	33,141,650	39,586,740
Expenditures		
Pastoral services*	9,460,332	9,633,021
Chancery office*	7,099,312	6,657,284
Subsidies and assessments*	3,893,572	3,601,853
Office of Clergy & Chaplaincy*	2,565,981	2,208,144
Interest on borrowings	2,804,328	2,138,527
Family of Faith: Pastoral Plan Priorities	1,265,197	1,594,751
St Augustine's Seminary	1,066,327	1,039,029
Grants and donations	4,258,446	5,408,196
Family of Faith: Campaign Costs	120,008	313,442
Regional Bishops' offices	726,843	675,211
Maintenance of properties	223,856	165,049
Total Expenditures	33,484,202	33,434,507
Net revenue (deficit)	(342,552)	6,152,233
Plus: Change in fair value of investments	(4,037,634)	4,232,945
Excess (deficiency) for year	(4,380,186)	10,385,178
Plus: General reserve, beginning of year	51,703,616	26,731,424
Additions to (withdrawals from) general reserve:		
Parish bank loan guarantee	6,176,734	25,086,129
Property additions & restorations	(6,680,727)	(10,499,115)
General reserve, end of year	\$ 46,819,437	\$ 51,703,616

* Please see Statement of Diocesan Expenditures for details.



**STATEMENT OF DIOCESAN EXPENDITURES
FOR THE YEARS ENDED DECEMBER 31, 2022 AND 2021**

	2022	2021
Pastoral Services		
Office of the Judicial Vicar	\$ 729,612	\$ 2,100,914
Faith formation initiatives	1,954,481	1,376,344
University chaplaincies	1,043,126	1,092,279
Hospital chaplaincies	1,031,026	1,023,022
Office of Catholic Youth	968,464	750,005
Office of Public Relations and Communications	587,643	597,909
Office for Refugees	587,258	403,800
Outreach programs	402,856	382,101
Office of Development	529,828	377,234
Archives	286,433	340,274
Planning and Properties/Housing Ministry	344,729	304,814
Office of Vocations	298,377	295,990
Office of the Permanent Diaconate	464,662	220,179
Stewardship and Parish Vitality	156,917	139,509
Volunteer Screening Initiative	112,371	114,992
Group Procurement Program	(37,451)	89,464
Parish Training Centre	-	24,191
	\$ 9,460,332	\$ 9,633,021
	1	1
Chancery Office		
Salaries and benefits	\$ 3,622,732	\$ 3,197,705
Office and travel	1,717,748	1,340,577
Professional fees	997,746	1,772,703
Occupancy costs	761,086	344,373
Liturgical celebrations	-	1,926
	\$ 7,099,312	\$ 6,657,284
	1	1
Subsidies and Assessments		
Matrimonial Tribunal	\$ 2,211,613	\$ 2,225,240
Other subsidies and donations	1,210,833	966,850
Canadian Conference of Catholic Bishops	121,215	64,991
Assembly of Catholic Bishops of Ontario	349,911	344,772
	\$ 3,893,572	\$ 3,601,853
Office of Clergy & Chaplaincy		
Education, sabbatical, other	\$ 2,566,566	\$ 1,744,950
Administration	(585)	463,194
	\$ 2,565,981	\$ 2,208,144

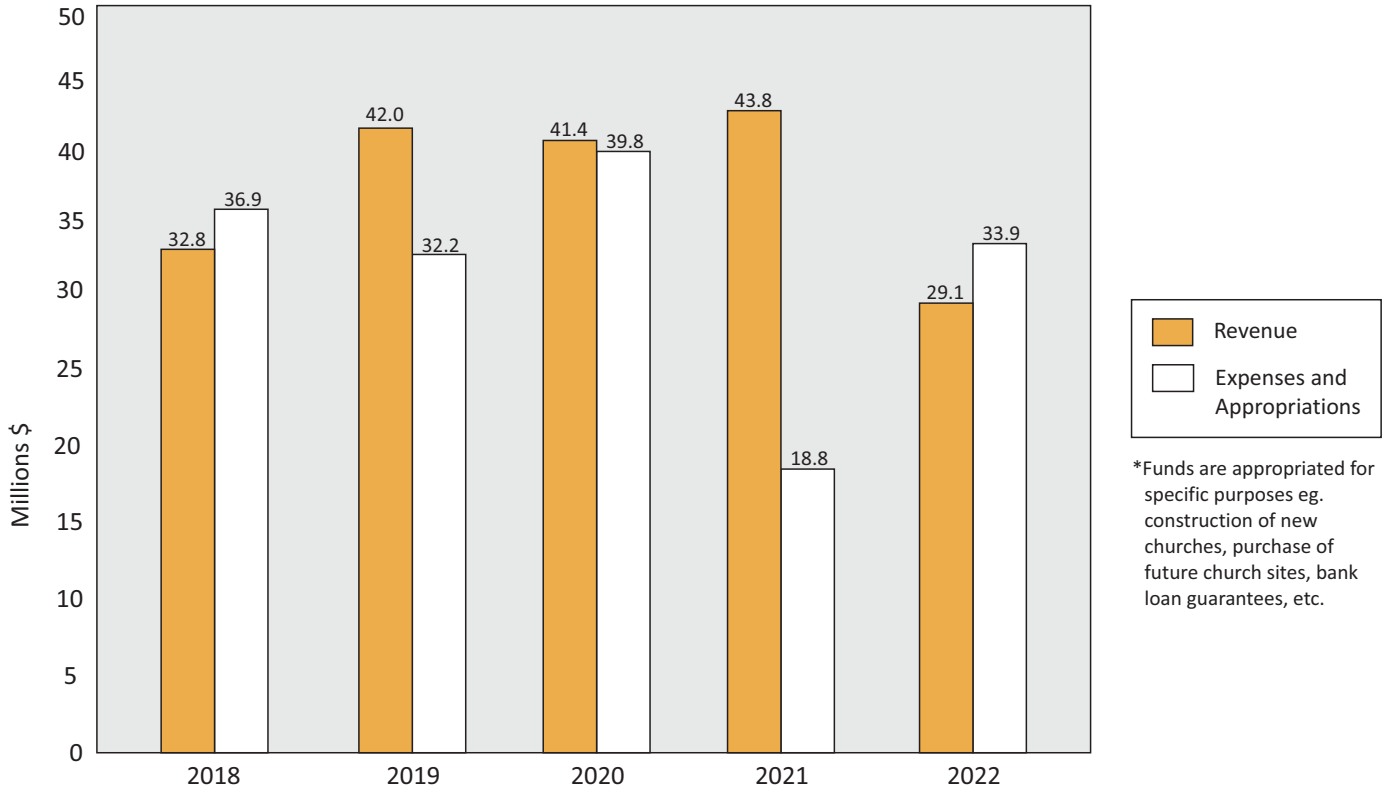


**PARISH REVENUES, EXPENDITURES AND RESERVES
FOR THE YEARS ENDED DECEMBER 31, 2022 AND 2021**

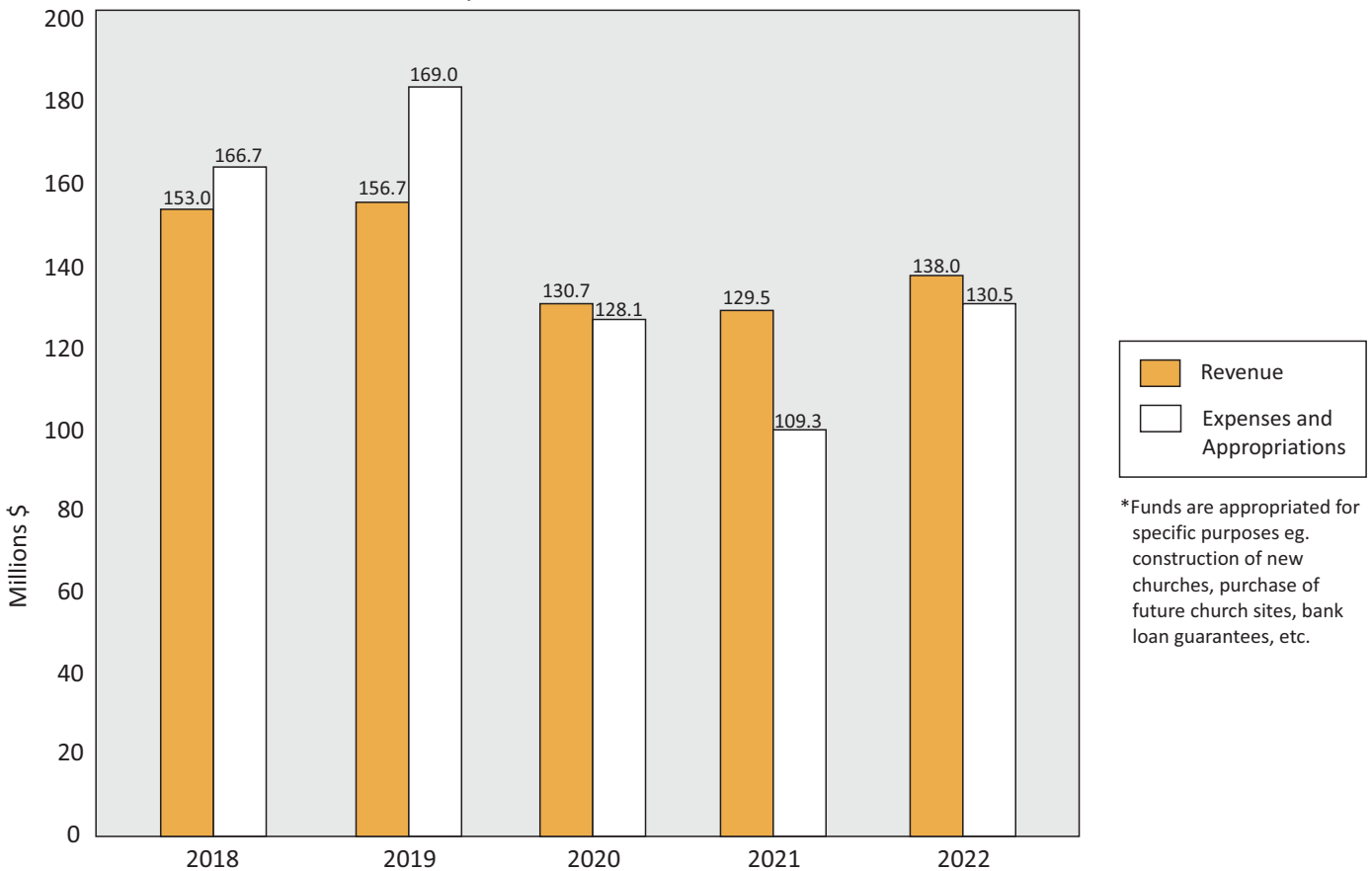
	2022	2021
Revenue		
Church receipts (includes offertory, bequests and hall revenue)	\$ 77,500,549	\$ 66,045,497
Parish programs & specified donations (includes building fund)	44,829,869	45,242,240
Investment income, interest, rents	3,264,242	3,350,485
Gain on sale - Properties	694,272	-
Canada Emergency Wage Subsidy	-	5,581,937
Special diocesan collections (dedicated funds, includes humanitarian aid)	12,131,586	9,250,034
Total Revenue	138,420,518	129,470,193
Expenditures		
Church expenses (e.g. salaries, supplies, utilities, music)	70,371,621	63,490,305
Parish programs, catechism & events	12,764,390	6,894,586
Diocesan & Shepherds' Trust assessments	14,819,396	13,798,754
Rectory expenses	5,170,944	4,871,966
Furnishing	2,298,707	1,815,148
Interest on borrowings	348,601	724,968
Special diocesan collections disbursed	12,118,960	9,342,910
Total Expenditures	117,892,619	100,938,637
Excess of revenue over expenditures	20,527,899	28,531,556
Less: Expenditures on properties	12,695,918	8,404,290
Excess (deficiency) for the year	7,831,981	20,127,266
Plus: Reserves, beginning of year	(89,124,563)	(109,251,829)
Reserves, end of year	\$ (81,292,582)	\$ (89,124,563)

Please note that this statement reflects the combined financial activity of all diocesan-owned parishes and missions.

DIOCESAN REVENUES, EXPENSES AND APPROPRIATIONS*



PARISH REVENUES, EXPENSES AND APPROPRIATIONS*





SUMMARY OF THE 2022 FINANCIAL STATEMENTS

Diocesan Revenue & Expenditures

The Archdiocese is financed by a portion of parishes' income ('Parish Assessment'), as well as donations and earnings on investments. These funds are then used to provide programs on a diocesan-wide level such as hospital & university chaplaincies, faith formation programs, and dedicated refugee resettlement workers.

The Catholic Church continues to working diligently to foster healing and reconciliation with Indigenous groups across Canada. In partnership with the Indigenous Reconciliation Fund, the Archdiocese of Toronto and other dioceses across the country are raising funds through special collections to be distributed to various Indigenous groups and organizations.

Family of Faith Capital Campaign

The Archdiocese of Toronto embarked on a capital campaign to raise funds to strengthen our Catholic family by investing in programs for youth, catechism, vocations, evangelization, social justice, as well as building new and restoring existing churches.

In 2022, a total of \$0.7 million was received from the campaign outreach made to parishes. \$1.3 million of the campaign reserve fund was recognized in revenue to offset the costs incurred to run the campaign as well as specific campaign distributions that were made towards objectives of the [Pastoral Plan](#). There continues to be a balance of Family of Faith funds held on reserve for parishes to use towards restoration and capital projects. As at December 31, 2022, the campaign received total funds of \$145.5 million.

Final pledges from the campaign are being processed as the program winds up.

Parish Revenue & Expenditures

In 2022, parish revenues increased by \$8.9 million compared to the previous year (2022 - \$138.4 million, 2021 - \$129.5 million) as parishioners resumed attendance at in-person masses and parish gatherings. After backing out the impact of the \$5.6 million in Canada Emergency Wage Subsidy received in 2021, there was a \$14.5 million increase in parish revenues from regular sources. There was also a corresponding uptick in parish expenses of \$17.0 million (2022 - \$117.9 million, 2021 - \$100.9 million) related to increased usage of parish facilities. When net capital expenditures of \$12.7 million for parish restoration and new parish construction are factored in, we have a surplus of \$7.8 million for the year 2022.

Parish Deposits with the Archdiocese

All buildings require upkeep and attention, including the House of God. It is the place in which we gather and from which we go out bearing the Good News. Parishes do their best to raise funds for future building and operational needs which they keep on reserve with the diocese until the need arises or they are able to proceed with a project. At December 31, 2022, 156 parishes maintained a reserve of \$86.8 million with the diocese (2021 – 149 parishes, \$81.5 million). These funds are also used in the interim to assist other parishes in need of financing for current capital projects. An additional \$23.9 million in Family of Faith funds was held on reserve for 222 parishes (2021 – 218 parishes, \$24.5 million).

Parish Debt

The Archdiocese has extended the following loans to parishes to help them address their pressing capital needs where they had a shortfall in building funds:

Bank loans to 42 parishes totalled \$10.9 million at year-end (2021 - 59 parishes; total: \$17.1 million). These loans are for the restoration or construction of parish properties and are backed by cash collateral from the Archdiocese, as noted on our balance sheet.

At year-end, property loans by the diocese to 63 parishes amounted to \$226.8 million (2021 - 68 parishes, total: \$224.0 million). These loans were extended for the purchase of parish land sites, restoration of parish property, and to assist in the construction of new churches.

Capital Expenditures

The Church takes care to provide both parishioners and visitors with welcoming, inspiring places to encounter the Lord and worship Him together. In 2022, \$14.2 million was incurred among 108 parishes in restoration projects and the construction of new churches.

Special Diocesan Collections

Parishioners generously contributed \$13.6 million towards the annual parish ShareLife appeal which supports such vital work as that done by Catholic Charities, St. Augustine's Seminary, the Office for Refugees, the Office of Catholic Youth, and mission churches in developing countries.

Parishioners also responded to the following needs identified by the diocese:

Humanitarian Relief	\$1,282,669
The Shepherds' Trust *	\$763,233
Co-operative Mission Plan	\$88,616
Holy Land	\$698,304
Propagation of the Faith	\$461,071
Marygrove Camp	\$333,164
Canadian Missions	\$339,793
Papal Charities	\$327,127
Needs of the Canadian Church	\$302,397
Healing and Reconciliation	\$145,593

*We also received and transferred \$247,190 to Religious Orders whose priests serve some of our parishes.

Archdiocesan Finance Council

His Eminence Thomas Cardinal Collins is joined by the following professionals who volunteer on our Finance Council to ensure that your funds are spent in an optimal and responsible way:

Mr. James B. Milway (Chancellor, Temporal Affairs), Mr. Michael Schuck (Controller), Mr. Robert Chisholm, Mr. Celeste Iacobelli, Ms. Colleen Johnston, Mr. Edward Sorbara, Mr. Tom Woods

Thank You

None of the above would have been achieved without the grace of God and the active participation of our parishioners who have been generous with their time, talents and resources. They have built not only a vibrant Archdiocese here but have reached out to make the light of Christ known across the world. We are most thankful to and celebrate our parishioners for serving their neighbours, both near and far.



Archdiocese
of Toronto

www.archtoronto.org

   archtoronto